



(19) **United States**

(12) **Patent Application Publication**
Schulte

(10) **Pub. No.: US 2013/0015260 A1**

(43) **Pub. Date: Jan. 17, 2013**

(54) **CONCEPT AND MODEL FOR UTILIZING HIGH-FREQUENCY OR RADAR OR MICROWAVE PRODUCING OR EMITTING DEVICES TO PRODUCE, EFFECT, CREATE OR INDUCE LIGHTNING OR LIGHTSPEED OR VISIBLE TO NAKED EYE ELECTROMAGNETIC PULSE OR PULSES, ACOUSTIC OR ULTRASONIC SHOCKWAVES OR BOOMS IN THE AIR, SPACE, ENCLOSED, OR UPON ANY OBJECT OR MASS, TO BE USED SOLELY OR AS PART OF A SYSTEM, PLATFORM OR DEVICE INCLUDING WEAPONRY AND WEATHER MODIFICATION**

(52) **U.S. Cl. 239/14.1**

(57) **ABSTRACT**

This patent describes a scientific explanation for what causes lightning and thunder and how to replicate it using high-frequency soundwaves such as radar and microwaves. The uses for this are mainly in military weaponry and weather modification. This is a very high energy weapon, and is capable of great damage if not used properly. Uses of this invention include: Missile defense, aiming at a nuclear missile to disable all electrical and electronic systems with electromagnetic pulse (lightning) and break the missile apart with the concurrent acoustic shockwave (thunder). Other uses include installing the devices in airplanes, helicopters and tanks to fire lightning and thunder upon whatever it is aimed at: air-air combat, air to ground combat, ground to air combat, tank to ground combat. This technology could obsolete guns and fired projectiles if widespread military utilization is made. The system can be used to either start or diffuse a hurricane. The system and the science behind it are all new and never before described concepts and ideas, and a revolutionary utilization of radar, microwaves and acoustics.

(76) **Inventor: David Joseph Schulte, Galesburg, MI (US)**

(21) **Appl. No.: 10/804,978**

(22) **Filed: Oct. 7, 2004**

Publication Classification

(51) **Int. Cl. A01G 15/00 (2006.01)**


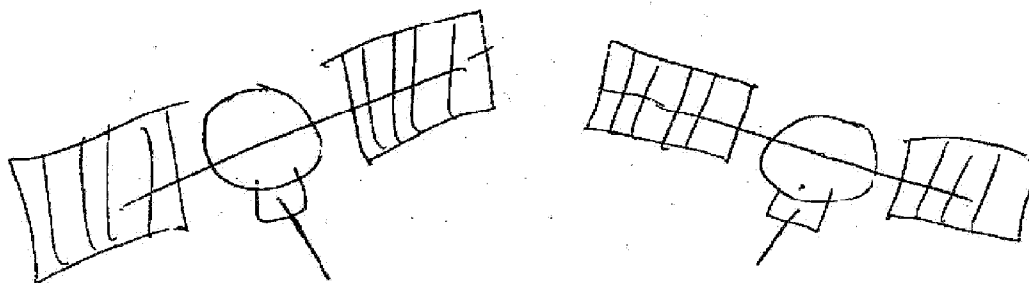


FIG. 1a



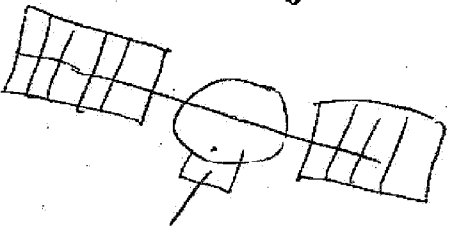


FIG. 1b



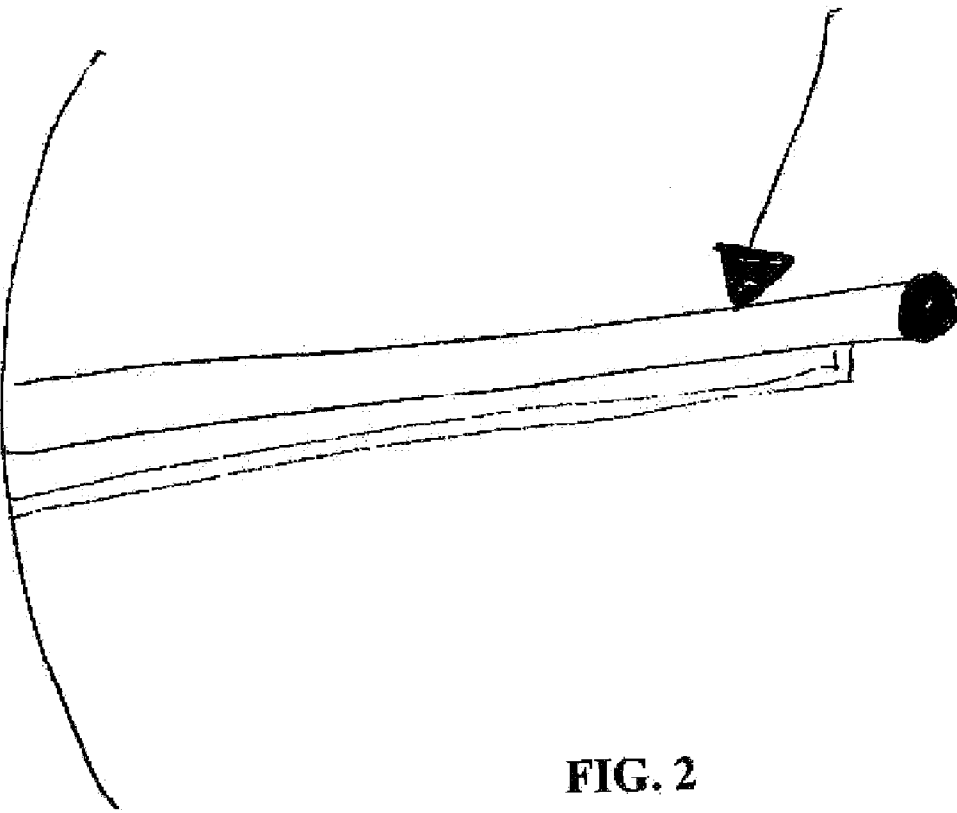


FIG. 2




FIG. 3

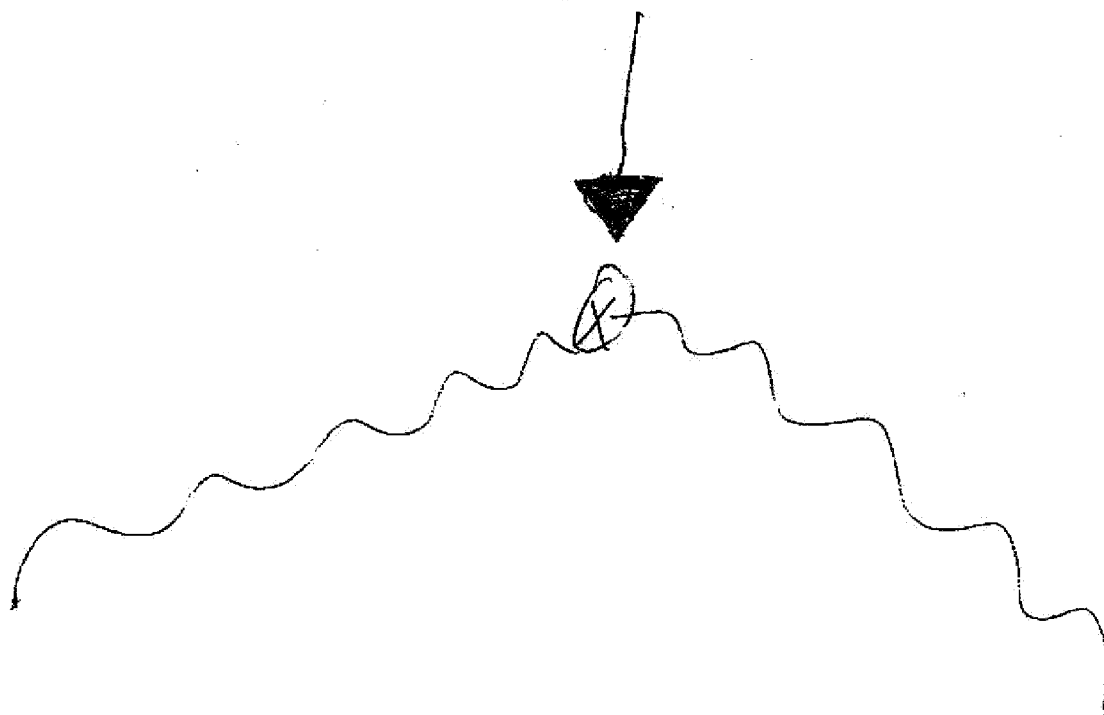


FIG. 4

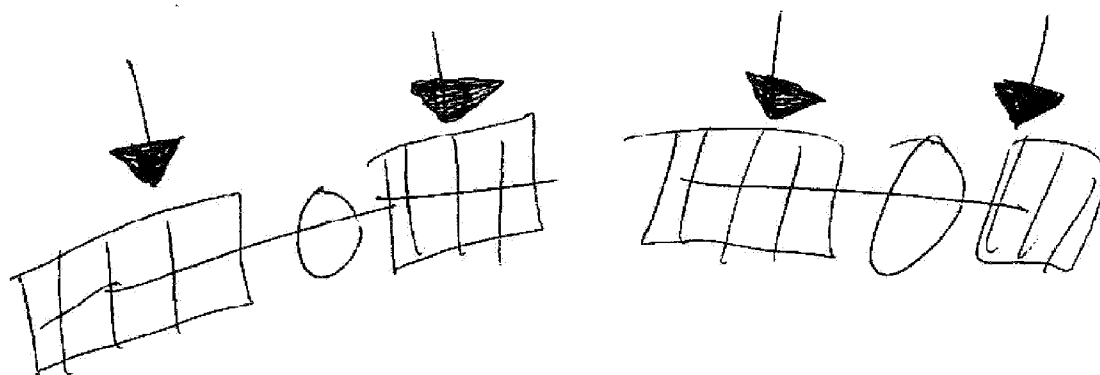

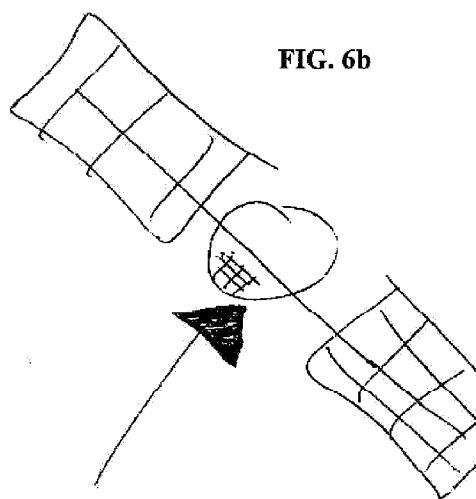
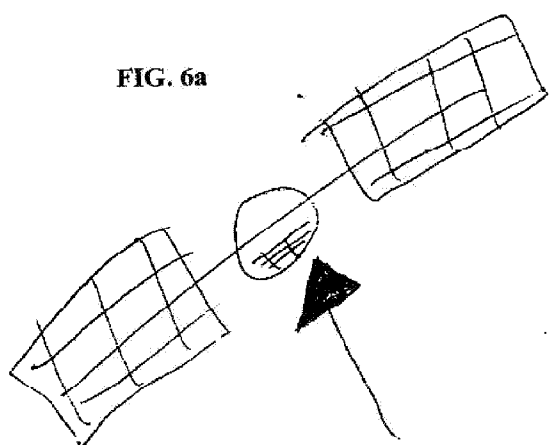


FIG. 5



CONCEPT AND MODEL FOR UTILIZING HIGH-FREQUENCY OR RADAR OR MICROWAVE PRODUCING OR EMITTING DEVICES TO PRODUCE, EFFECT, CREATE OR INDUCE LIGHTNING OR LIGHTSPEED OR VISIBLE TO NAKED EYE ELECTROMAGNETIC PULSE OR PULSES, ACOUSTIC OR ULTRASONIC SHOCKWAVES OR BOOMS IN THE AIR, SPACE, ENCLOSED, OR UPON ANY OBJECT OR MASS, TO BE USED SOLELY OR AS PART OF A SYSTEM, PLATFORM OR DEVICE INCLUDING WEAPONRY AND WEATHER MODIFICATION

CROSS REFERENCE TO RELATED APPLICATIONS

[0001] Nothing like this has ever been devised. The whole basis for this invention is the scientific discovery of the true cause and effect of lightning and thunder. There are no other related patent applications based on patent searches performed. Scientific journals and publications were also checked to verify that uniqueness of this discovery and the invention of the device. This application is related to my Disclosure Document #539-580 filed Oct. 7, 2003.

STATEMENT REGARDING FEDERALLY SPONSORED RESEARCH AND DEVELOPMENT

[0002] As of Oct. 1, 2003 there has been no Federally nor State sponsored research or development on this device or the technology. Federal "SBIR" Small Business Innovation Research grants were applied for but were not granted.

REFERENCE TO SEQUENCE LISTING, A TABLE OR A COMPUTER PROGRAM LISTING

Compact Disk Appendix

[0003] Not applicable.

BACKGROUND OF THE INVENTION AND DESCRIPTION OF PRIOR ART

[0004] Since this is a bona fide scientific discovery, there is no prior art nor are there any inventions that do what this device can do: create lightning and thunder. This device can do so concurrently, repeatedly, and in quick succession with no down time for recharging. The system is 100% unique and is desperately needed by the United States Government, especially for Missile Defense and hurricane diffusion and creation as weapons of warfare. I sought to devise and invent this device for missile defense after I became aware of how defenseless the United States is to a missile attack of any kind. I read that Dr. Edward Teller, the original scientist President Reagan put in charge of creating a viable "Missile Defense Shield", stated that the technology did not exist to create such a system, about the time he died in year 2002 I think.

BRIEF SUMMARY OF THE INVENTION

[0005] More than a year ago, I made several bona fide physics discoveries which enabled me to conceptualize and design several innovative weapons systems. In this patent application, I am describing a pair of identical devices which are capable of causing nearly instantaneous electromagnetic

pulse (EMP, lightning) and "Ultrasonic boom" (acoustic shockwave, thunder) upon any object or in free air or space. The EMP would be in the form of hundreds of millions of volts of electricity. The system can produce multiple and continuous electromagnetic pulses (literally lightning) with concurrent Ultrasonic booms on a scale larger and more powerful than nature. This can be affected from close proximity or at a great distance using existing componentry and power delivery systems. The acoustic shockwave (Ultrasonic boom) is capable of inflicting significant damage without fire. The technology affords the use of nominally powered devices without delays for recharging and without the need for reloading.

[0006] New rifles and pistols that literally create lightning instantly upon wherever it is aimed as an antipersonnel weapon and to disable electrical and electronic systems such as an automobile, building or low flying aircraft flying. The output should be a few hundred thousand volts from a rifle or pistol, restricted only by the power delivery of the battery or portable DC power supply. The lightning gun does not have to be reloaded and can take out adjacent targets at once.

[0007] A larger lightning gun could serve as an effective Counter Underground Facility weapon, where the lightning gun could be aimed upon or simply near an antenna, ventilation shaft, metallic protrusion, or down an opening which would enable the lightning to be transmitted down into the underground facility where it would cause Ultrasonic booms and fry out electronics and electrical systems.

[0008] A ground level building's electrical systems and everything electronic inside could be disabled by EMP, while the concurrent Ultrasonic boom blows out the windows, sparing humans inside from death while overcoming them.

[0009] I—Ground based anti-aircraft and anti-missile/bomb "Lightning guns"

[0010] II—Rifle and Pistol "Lightning guns".

[0011] Handheld devices with lower output, able to cause sufficient EMP to immediately disable any electrical device or personnel. The EMP output and duration would be limited only by the output of the battery or DC power supply heat dissipation ability

[0012] III—Tanks modified to fire lightning from the gun barrel instead of a projectile.

[0013] Focusing of the weapon from one tank to another to immediately cause EMP and Ultrasonic boom to disable all electrical and electronic systems, and overcome the occupants inside the enemy tank due to the contained Ultrasonic boom. The attacking tank could then immediately effect the same upon another tank, automobile, building, low flying aircraft or troops marching miles away without recharging and without delay other than the aiming of the tank barrel from which the energy would emit. The aiming would be performed by the existing laser weapon sighting system in use now.

[0014] IV—Helicopter's firing lightning guns with ability to instantaneously disable all electrical and electronic systems and blow apart the enemies helicopter cockpit through Ultrasonic boom when focused upon the enemy helicopter.

DESCRIPTION OF PREFERRED EMBODIMENT

[0015] 1—Space satellites: Two satellites presently being needed to form a stereo pair which are synchronized in tandem. One new satellite could be built to house a pair of waveguides and magnetrons or gyrotrons or other radar or microwave or high frequency outputting or emitting devices.

[0016] 2—Fighter airplanes—each wing would house a small gun barrel attached through a housing containing a magnetron, 1 in each wing which synchronize through existing onboard computers and existing aiming equipment.

[0017] 3—Tanks—With small barrels attached to the underside of the existing large gun barrel to fire microwaves. Each tank must link up to 1 or more tanks through radio communication equipment, which once connected to each other, will automatically lock on target and synchronize to each other to cause lightning and thunder upon the target object or in free air to resist troop advancement.

[0018] 4—Naval War ships—Utilizing existing on-deck signature radar devices, construct rigid “swing into place” lockable point-source gun barrel type waveguides which when needed will swing in front of the existing signature radar emitting devices.

[0019] Any 2 or more radar emitters or transmitters or other microwave or radar or high frequency emitting devices on the same or other ships, need to be able to communicate and synchronize themselves through point-sourced (round, small rifle barrel like tubes) waveguides on target or in free-air to cause lightning and thunder in a spiral motion over many repetitions to create a self-sustained spinning air mass called a hurricane. Hurricanes can also be diffused by intersecting 2 or more wavestreams into the eye of an existing hurricane to drain away kinetic energy by converting it to heat, light, and most importantly, thunder: a very high pressure 360 degree frontal system, which can be continuously created with 2 or more of these devices firing and rotating in tandem around a “focal point”.

DETAILED DESCRIPTION OF THE INVENTION

[0020] Two magnetrons of the same type, size and output, preferably the same exact brand, are synchronized in frequency, amplitude and phase. They can be located either far away or near each other, as long as both are synchronized and “fired” through point-sourced waveguides, which resemble a rifle barrel. Each magnetron is turned on at the same time, warmed up the same amount of time, and fired at the same “Focal Point” in free-air, space or upon a target object.

[0021] For efficiency, a “Phase Locked Loop” type circuit could be implemented to synchronize the phase and frequency of the output of each magnetron or similar high frequency emitting devices, thus creating faster frequency division and a faster standing light-wave resonance, that is, to create lightning and thunder in a shorter amount of time. However, as long as the 2 high frequency emitting devices are operating at the same amplitude, frequency and emitted at the same time through identical or perhaps even similar, perhaps even mildly similar, point-sourced waveguides, they will very likely after a period of time produce lightning and thunder where the two wavestreams intersect or hit upon the same target object. It is possible the frequency and phase can be different but still achieve the desired result of creating the lightning and thunder effect through the smashing or intersecting of the outputs or wavestreams.

[0022] You operate or emit each radar output through a rigidly attached point-sourced waveguide, like a rifle gun barrel, to create a “wavestream”. Each point-sourced waveguide is aimed so that the output stream of each magnetron/waveguide combo focuses or aims wherever you want to create the lightning, in free air or upon a target object. Whether the “wavestreams” intersect in the air or are aimed at the same object, the waves will collide, interact and break

down into smaller waves that become light just as they do inside a microwave oven. If the wavestreams are perfectly synchronized, the waves quickly smash uniformly smaller and smaller. The radar/microwaves meeting head on escalate in frequency nearly immediately just like the ringing metallic objects do. You get massive lightning with concurrent Ultrasonic booms, rolling thunder more powerful than nature if high-output radar devices are utilized. Experiments should be set up at an indoor high-energy testing facility such as a radar anechoic chamber where there is no air traffic that could accidentally stray into the wavestreams, otherwise potential aircraft could receive hundreds of millions of volts drawn out of the air and concentrated upon it very fast, immediately (even in seconds or less) if both wavestream devices happen to fall upon the object at the same time. Such a scenario would be devastating to onboard electronic and electrical systems even if the shell of the aircraft did not explode or crack or break apart, which would cause a total loss of cabin pressurization. Also if the windows were blown out by the weapon’s ultrasonic boom created upon the aircraft, that would cause failure of human controlled flight, and, if high enough output devices are used, the whole craft could disintegrate in the air immediately upon being struck by the synchronized wavestreams.

1-11. (canceled)

12. An apparatus comprising:

- a plurality of sub-atmospheric vehicular devices;
- a substantially high power microwave transmitter located on each of the vehicular devices;
- a waveguide for directing microwave energy from the high power microwave transmitter to a point in free space; and

wherein microwave energy is directed from each of the plurality of vehicular devices to the point in free space.

13. The apparatus of claim 12 wherein each microwave transmitter is synchronized by communicating with one another.

14. The apparatus of claim 13 wherein each microwave transmitter is synchronized using an external synchronization station.

15. (canceled)

16. The apparatus of claim 12 wherein the output is aimable and confined toward the point in free space where it will collide.

17. (canceled)

18. The apparatus of claim 12 wherein the vehicular devices include at least one from the group of a tank, naval ship or aircraft, ground/planet based vehicle, or other platform or device attached to or set upon the ground to facilitate aiming and firing of the system.

19. The apparatus of claim 12 wherein each of the high power microwave transmitters are operated in phase for creating standing wave resonance at the point in free space.

20. The apparatus of claim 12 wherein the high power microwave transmitters are operated at the same frequency and amplitude for creating standing wave resonance at the point in free space.

21. An apparatus comprising:

- a sub-atmospheric vehicular device;
- at least a pair of substantially high power microwave transmitters located on the vehicular device;

a waveguide being associated with each microwave transmitter for directing microwave energy from the high power microwave transmitter to a point in free space; and

wherein microwave energy is directed from the vehicular device to the point in free space.

22. The apparatus of claim **21** wherein each microwave transmitter is synchronized by communicating with one another.

23. The apparatus of claim **22** wherein each microwave transmitter is synchronized using an external synchronization station.

24. The apparatus of claim **21** wherein the output is aimable and confined toward the point in free space where it will collide.

25. The apparatus of claim **21** wherein the vehicular device is chosen from the group consisting of a tank, a naval ship, and an aircraft.

26. The apparatus of claim **21** wherein each of the high power microwave transmitters are operated in phase for creating standing wave resonance at the point in free space.

27. The apparatus of claim **21** wherein the high power microwave transmitters are operated at the same frequency and amplitude for creating standing wave resonance at the point in free space.

* * * * *